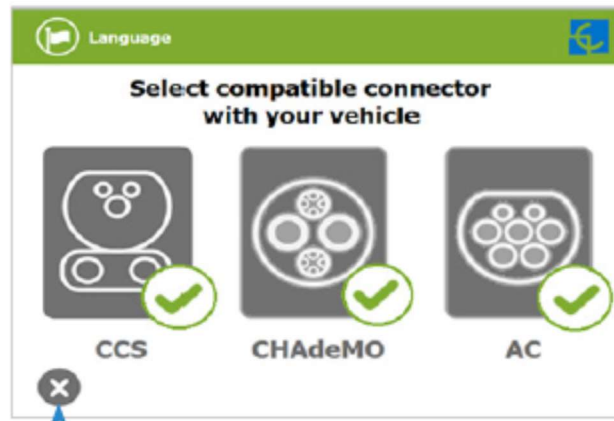


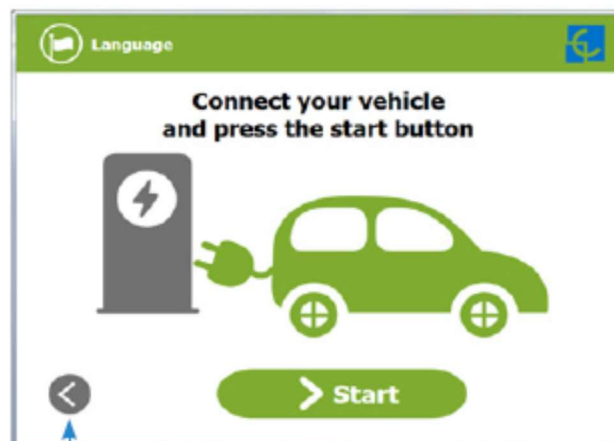
## Instructions for using the DC electric vehicle charging stations of EPBiH – Circontrol Raption 50 brand

### Start the charging session

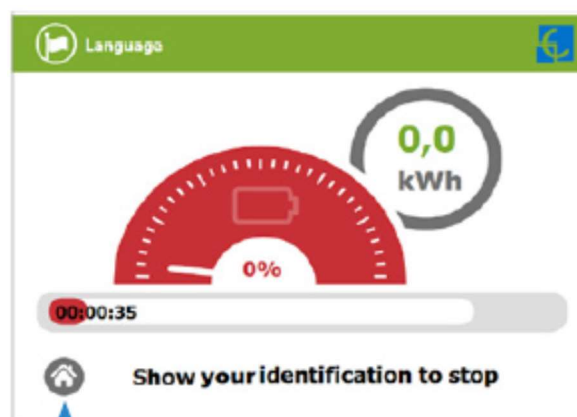
Touch the LCD screen and then choose the connector for charging, based on the connector supported by your vehicle



Next, connect the vehicle and press the 'Start' button



In a few seconds, the charging session will start and the LCD display will show the charging process



## Stop the charging session

Press over the **'Stop'** touch button



Once you have stopped the charging session, the LCD display will show the summary screen, press over the **'Exit'** touch button and disconnect your vehicle

